



Academic Outcomes

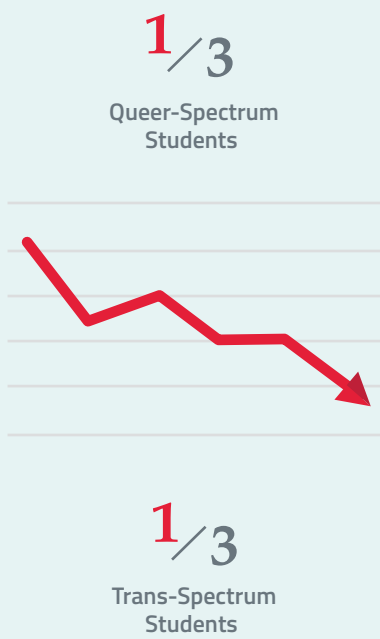
GPA: ALL SCHOOLS²




GPA: AAU SCHOOLS³



STUDENTS REPORTING DEPRESSION IMPACTED THEIR ACADEMICS¹



STUDENTS TURNING IN COURSE ASSIGNMENTS LATE*⁵

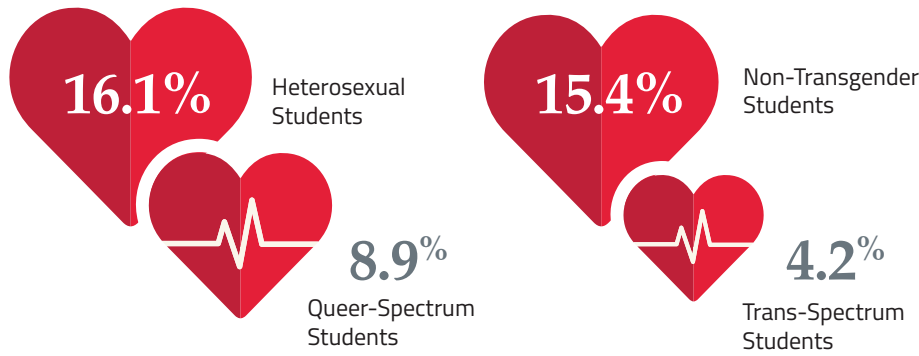


STUDENTS FAILING ONE OR MORE COLLEGE COURSES⁷

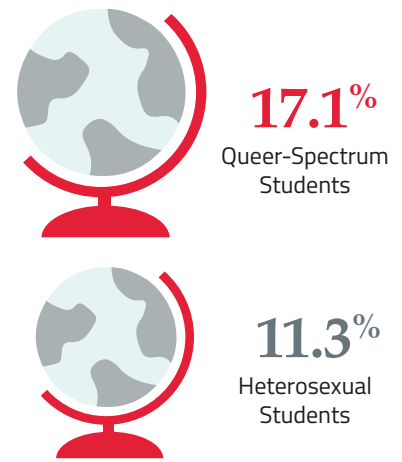


REPORTED MAJORS (%)²

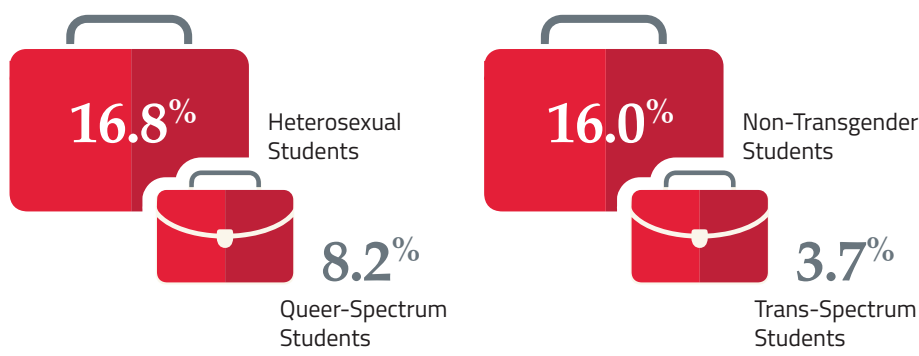
HEALTH PROFESSIONS




SOCIAL SCIENCES



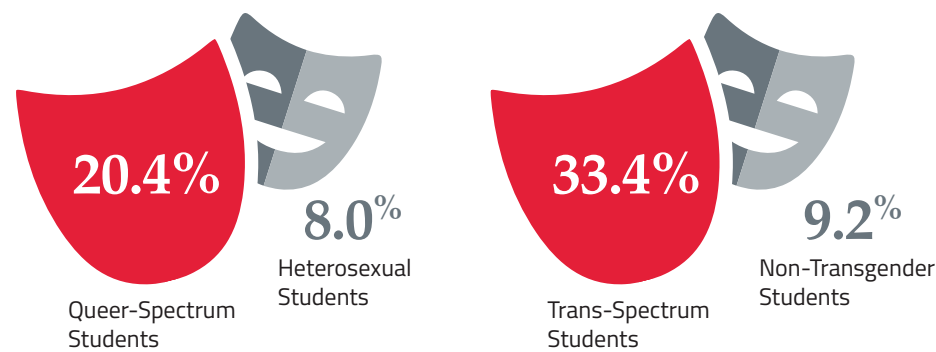
BUSINESS



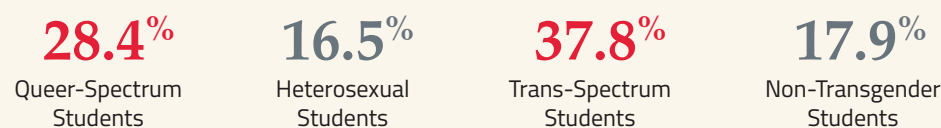
ENGINEERING



ARTS & HUMANITIES



STUDENTS WHO CONSIDERED DROPPING OUT⁶



¹ ACHA-National College Health Assessment (2016) 126 institutions, Total N=73,665, Queer-Spectrum n=9,331 (12.7%), Trans-Spectrum n=2,294 (3.1%)
² National Survey of Student Engagement (2017) 636 institutions, total N= 517,850, Queer-Spectrum n=27,487 (5.3%), Trans-Spectrum n=1,571 (<1%)
³ Undergraduate Student Experience in the Research University (2016) 18 institutions, total N=87,996, Queer-Spectrum n=9,879 (11.4%), Trans-Spectrum n=1,526 (1.7%)
⁵ Your First College Year Survey, CIRP (2016), 249 institutions, total N=18,348, Queer-Spectrum n=2,022 (11.0%), Trans-Spectrum n=156 (<1%)
⁶ Diverse Learning Environments Survey, CIRP (2016) 25 institutions, total N=30,289 Queer-Spectrum n=2,764 (9.1%), Trans-Spectrum n=225 (<1%)
⁷ College Senior Survey, CIRP (2017) 79 Institutions, total N=19,117, Queer-Spectrum n=1,853 (9.7%), Trans-Spectrum n=160 (<1%)