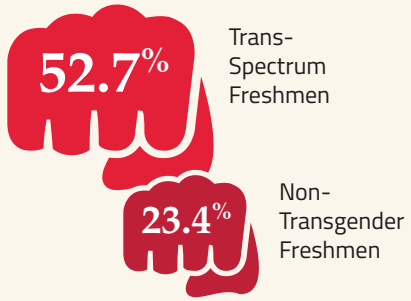
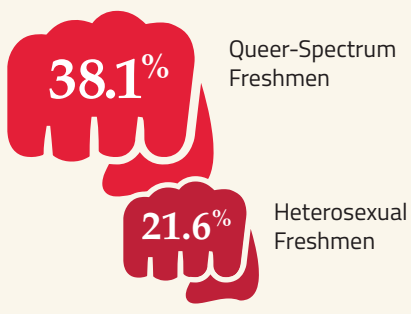
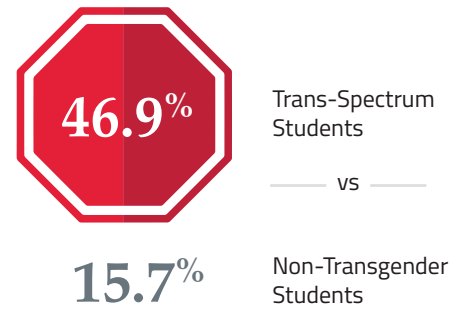
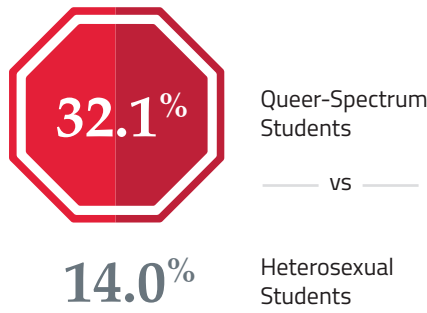


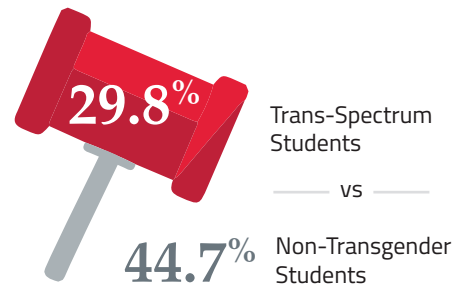
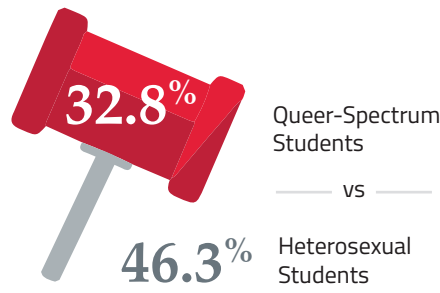
## STUDENTS FEELING UNSAFE AFTER THEIR FIRST YEAR ON CAMPUS\* 5



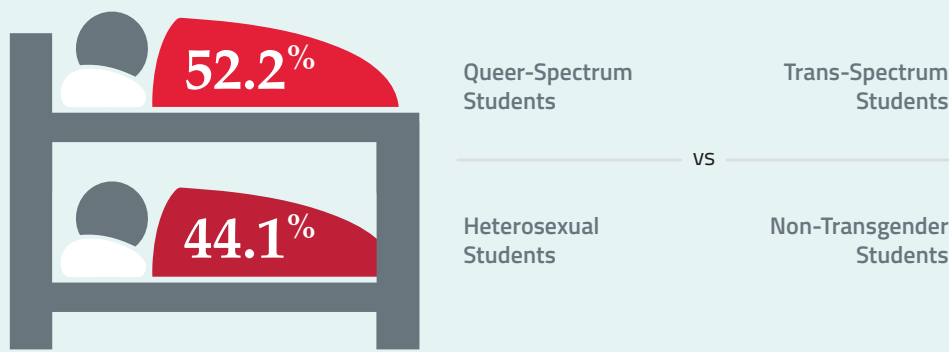
## STUDENTS FEELING DISCRIMINATED AGAINST 7 BASED ON RACE/ETHNICITY, GENDER, SEXUAL ORIENTATION, DISABILITY STATUS, OR RELIGIOUS AFFILIATION\*\*



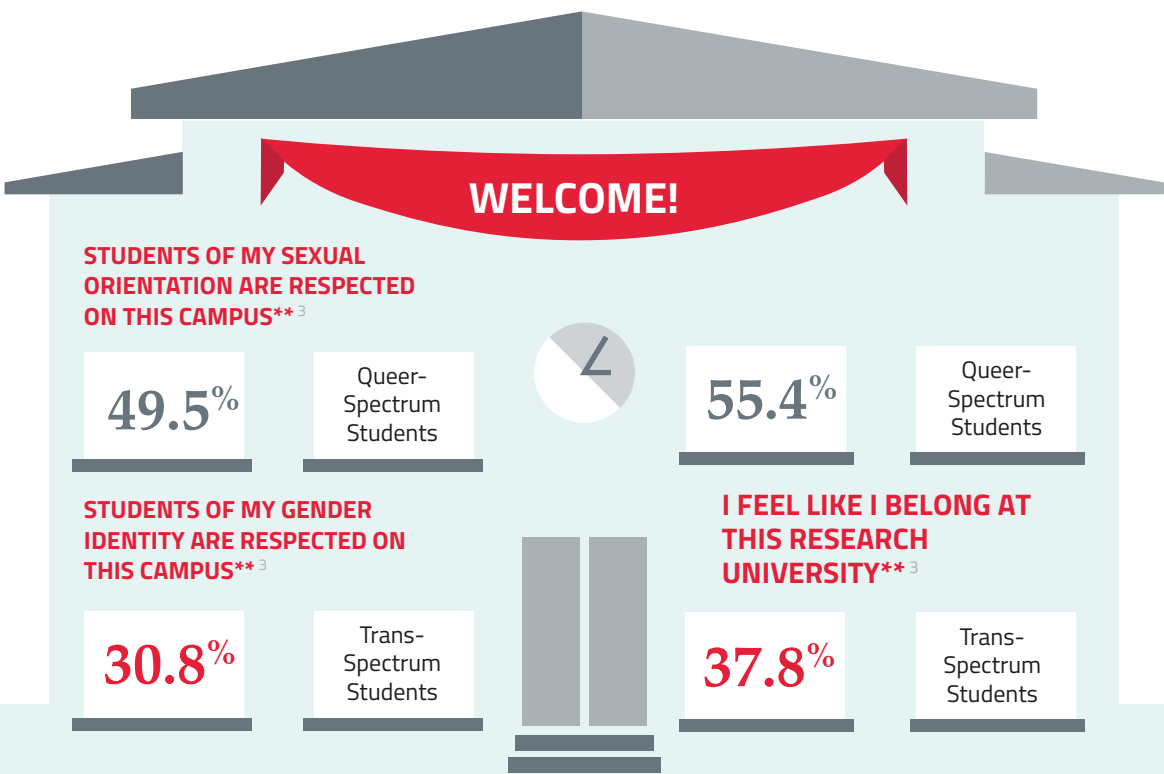

## STUDENTS LEVEL OF SATISFACTION 6 WITH ADMINISTRATION'S RESPONSE TO DISCRIMINATION\*\*



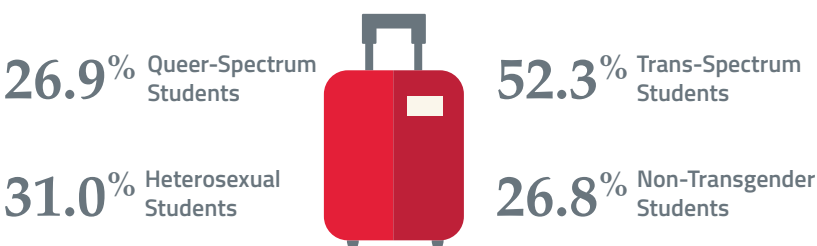
## STUDENTS REPORTING THEY HAD DIFFICULTY GETTING ALONG WITH THEIR ROOMMATE\* 5



## STUDENTS REPORTING BEING VERBALLY THREATENED WITHIN THE PAST 12 MONTHS 1



## STUDENTS WHO TOOK A 1-TERM BREAK BECAUSE THEY DID NOT FEEL THEY "FIT IN"\*\*\* 6



<sup>1</sup> ACHA-National College Health Assessment (2016) 126 institutions, total N=73,665, Queer-Spectrum n=9,331 (12.7%), Trans-Spectrum n=2,294 (3.1%)

<sup>3</sup> Undergraduate Student Experience in the Research University (2016) 18 institutions, total N=87,996, Queer-Spectrum n=9,879 (11.4%), Trans-Spectrum n=1,526 (1.7%)

<sup>5</sup> Your First College Year Survey, CIRP (2016), 249 institutions, total N=18,348, Queer-Spectrum n=2,022 (11.0%), Trans-Spectrum n=156 (<1%)

<sup>6</sup> Diverse Learning Environments Survey, CIRP (2016) 25 institutions, total N=30,289 Queer-Spectrum n=2,764 (9.1%), Trans-Spectrum n=225 (<1%)

\*Students who responded occasionally/frequently to this statement

\*\*Students who responded agree/strongly agree to this statement

\*\*\*Students who responded very important/essential to this statement